

# Build a Sandcastle

## Addition Game

a game for 2 – 4 players

Revises addition up to  $9+9$



brought to you by

Games 4 Learning


[www.teacherspayteachers.com/Store/Games-4-Learning](http://www.teacherspayteachers.com/Store/Games-4-Learning)

Hope you and the children enjoy this game!

## Preparing the Game

This game board can be printed on cardstock or printed on paper and laminated.

It can also be printed on paper or cardstock and put into a sheet protector. Markers and dice are required.



## Using the Math Board Game

**Math Centers** - This game is ideal for a math center activity. Have the children read the instructions themselves if possible as this is a great reading comprehension activity.

**Whole Class Game** - Enlarge the game on a copier and it can be used as a whole class game. The class can sit in a circle on the floor around the board and play in teams or the game board can be attached to a pin board or whiteboard.

**Display on Smart Board** - The game can be projected onto your smart board and the class can be broken into 2 or 4 teams to play.

**Homework** - This game is ideal for homework. It is a fun alternative to regular homework and parents can be involved in playing the game with their children. This is really popular with the kids and the parents.

**Fast Finisher** - The game is a perfect activity for those children who finish their work early. It can be kept in a box of games or on a shelf where the children can access it when they finish their work.

**Peer Tutoring** - These Board Games are a great activity for students to use to help each other. Pair a weaker student with a stronger student so students can 'tutor' others.

**Students as Teachers** - A really worthwhile activity is to have children learn the game and then teach it to others. Teaching others how to play is a great communication activity.

**Buddy Class Activity** - The game is ideal for a buddy class activity. Have the younger students 'teach' their older buddies how to play the game.



START



$8 + 3$

$6 + 9$

$3 + 7$

$5 + 6$

$9 + 7$

$5 + 8$




$4 + 9$

$8 + 9$

$9 + 6$

$8 + 2$



$8 + 8$

$7 + 7$

$7 + 4$

$7 + 9$



$8 + 3$

$6 + 9$

$3 + 7$

$5 + 6$

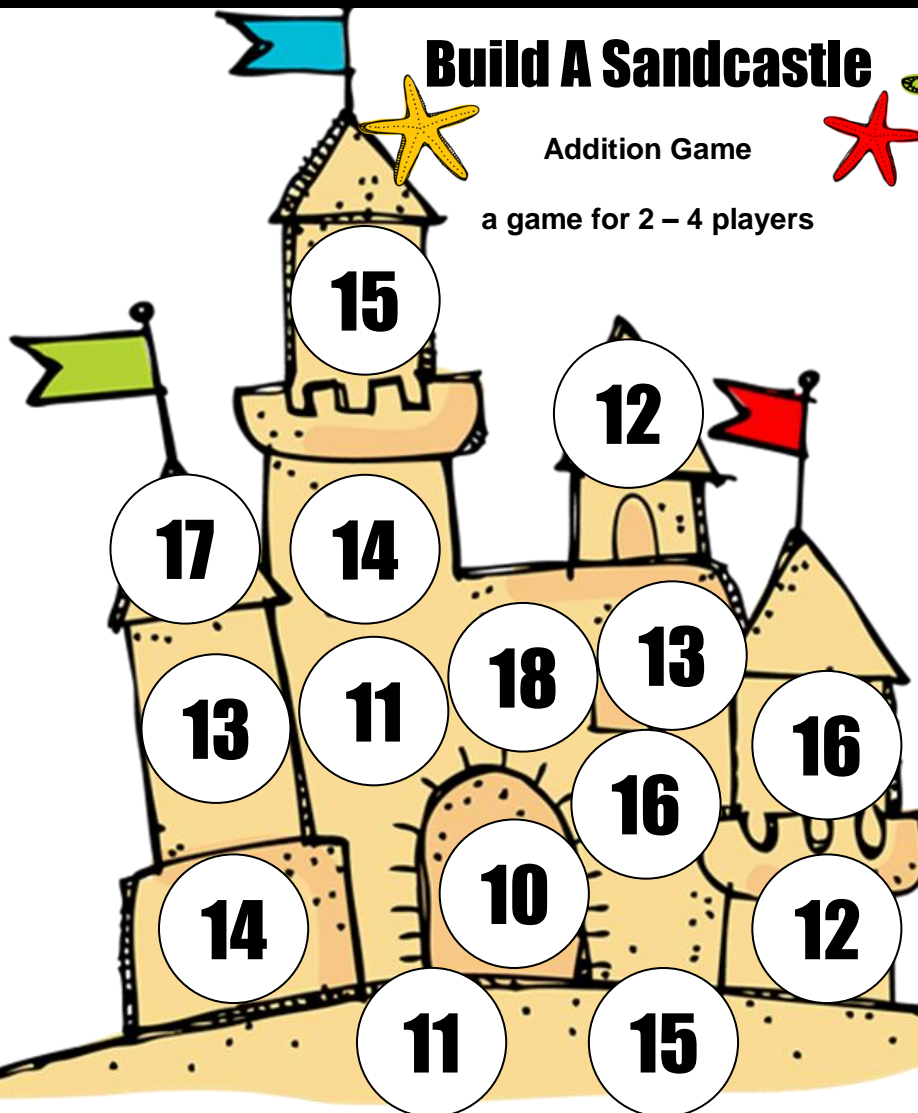
$9 + 7$

$5 + 8$

# Build A Sandcastle

Addition Game

a game for 2 – 4 players



$9 + 9$

$8 + 4$

$9 + 8$


$6 + 8$

$5 + 9$

$7 + 8$

$4 + 6$

$2 + 9$



Each player puts a marker on Start. Players take turns to - roll the dice, move forward that many spaces, answer the addition, cover that number on the sandcastle with a marker. If the number is covered the player doesn't cover any number on this turn. If a player lands on a starfish, they can cover a number of their choice. The winner is the player who covers the last number on the sandcastle.



I hope you and the children enjoy this Addition Board Game.  
If you like this game you may also like the following collections of Math Board Games.

Available from

[www.teacherspayteachers.com/Store/Games-4-Learning](http://www.teacherspayteachers.com/Store/Games-4-Learning)



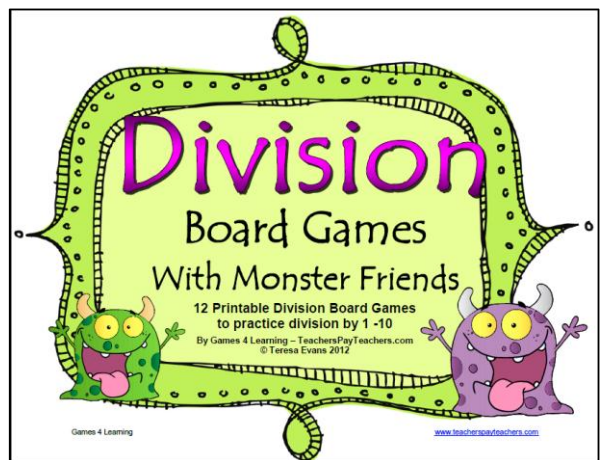
12 Board Games for Addition up to 10 + 10



12 Board Games for Subtraction up to 20



15 Board Games for Multiplication up to 10x10



12 Board Games for Dividing by 1-10